

# IMPACT SOCKETS

## HIGHEST QUALITY. HIGHEST STANDARDS.

### RADIUSED CORNERS

Focuses impact on fastener's flat surfaces, increasing torque and reducing wear and rounding to the fastener.

### DURABLE CR-MO STEEL

Precision manufactured with chrome-molybdenum steel for high-impact applications.

### HEAT TREATED / TEMPERED

Sockets are first heat treated to increase hardness and then tempered to maximize durability.



### SPECIALTY SOCKETS

Every job has its own challenges. We offer a wide selection of specialty sockets to handle anything the job calls for.

### METRIC

### SAE

1/4"  
DRIVE

3/8"  
DRIVE

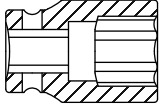
1/2"  
DRIVE

3/4"  
DRIVE

1"  
DRIVE

### NO-SKIP SIZE SPECTRUM

Sunex Impact Socket Sets include every size in the specification range: Largest to smallest, and everything in between.



Standard

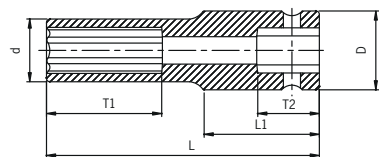


Deep

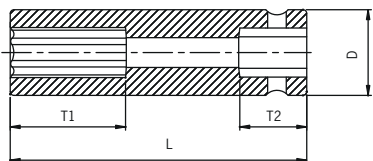
## 1" DRIVE SAE INDIVIDUAL SOCKETS

SIZE	STANDARD	DEEP	SIZE	STANDARD	DEEP
SAE	MODEL	MODEL	SAE	MODEL	MODEL
3/4"	524	524D	2-1/4"	572	572D
13/16"	526	526D	2-5/16"	574	574D
7/8"	528	528D	2-3/8"	576	576D
15/16"	530	530D	2-7/16"	578	578D
1"	532	532D	2-1/2"	580	580D
1-1/16"	534	534D	2-9/16"	582	582D
1-1/8"	536	536D	2-5/8"	584	584D
1-3/16"	538	538D	2-11/16"	586	586D
1-1/4"	540	540D	2-3/4"	588	588D
1-5/16"	542	542D	2-13/16"	590	590D
1-3/8"	544	544D	2-7/8"	592	592D
1-7/16"	546	546D	2-15/16"	594	594D
1-1/2"	548	548D	3"	596	596D
1-9/16"	550	550D	3-1/8"	5100	5100D
1-5/8"	552	552D	3-1/4"	5104	5104D
1-11/16"	554	554D	3-3/8"	5108	5108D
1-3/4"	556	556D	3-1/2"	5112	5112D
1-13/16"	558	558D	3-5/8"	5116	5116D
1-7/8"	560	560D	3-3/4"	5120	5120D
1-15/16"	562	562D	3-7/8"	5124	5124D
2"	564	564D	4"	5128	5128D
2-1/16"	566	566D	4-1/8"	5132	5132D
2-1/8"	568	568D	4-1/4"	5136	5136D
2-3/16"	570	570D	4-1/2"	5140	5140D

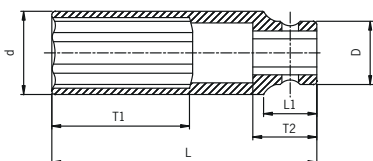
## 1" DR. DEEP 6 POINT SAE



A



B



C

ITEM	SIZE	SHAPE	D	D	T1	T2	L1	L
524D	3/4"	A	36	51	25	31	38	90
526D	13/16"	A	38	51	25	31	38	90
528D	7/8"	A	39	51	25	31	38	90
530D	15/16"	A	40	51	25	31	38	90
532D	1"	A	42	51	30	31	38	90
534D	1-1/16"	A	44	51	30	31	38	90
536D	1-1/8"	A	46	51	30	31	38	90
538D	1-3/16"	A	48	51	35	31	38	90
540D	1-1/4"	B	/	51	35	31	/	90
542D	1-5/16"	C	53	52	35	31	30	90
544D	1-3/8"	C	54	52	40	31	30	90
546D	1-7/16"	C	56	52	40	31	30	90
548D	1-1/2"	C	58	52	40	31	30	92
550D	1-9/16"	C	60	52	40	31	30	92
552D	1-5/8"	C	61.5	52	40	31	30	92
554D	1-11/16"	C	65	52	40	31	30	92
556D	1-3/4"	C	66	58	40	31	30	92
558D	1-13/16"	C	68	58	40	31	30	92
560D	1-7/8"	C	70	58	40	31	30	92
562D	1-15/16"	C	72	58	40	31	30	92
564D	2"	C	74	58	50	31	30	95
566D	2-1/16"	C	75	58	50	31	30	95
568D	2-1/8"	C	78	58	50	31	30	95
570D	2-3/16"	C	80	62	50	31	30	100
572D	2-1/4"	C	84	62	50	31	30	100
574D	2-5/16"	C	86	62	55	31	30	105
576D	2-3/8"	C	87	62	55	31	30	105
578D	2-7/16"	C	89	62	60	31	30	110
580D	2-1/2"	C	91	62	60	31	30	110
582D	2-9/16"	C	93	62	70	31	30	120
584D	2-5/8"	C	95	62	70	35	33	120
586D	2-11/16"	C	97	62	75	35	33	124
588D	2-3/4"	C	98	62	75	35	33	124
590D	2-13/16"	C	100	62	80	40	35	128
592D	2-7/8"	C	102	62	80	40	35	128
594D	2-15/16"	C	104	86	85	45	38	135
596D	3"	C	106	86	85	45	38	135
5100D	3-1/8"	C	109	86	85	45	38	135
5104D	3-1/4"	C	113	86	85	45	38	135
5108D	3-3/8"	C	115	86	85	45	38	135
5112D	3-1/2"	C	119	86	85	45	38	135
5116D	3-5/8"	C	128	86	90	32	20	140
5120D	3-3/4"	C	130	86	90	32	20	140
5124D	3-7/8"	C	136	86	90	32	20	140
5128D	4"	C	140	95	100	32	20	155
5132D	4-1/8"	C	143	95	100	32	20	155
5136D	4-1/4"	C	146	95	100	32	20	155
5140D	4-1/2"	C	152	95	100	32	20	155