



**LIFETIME
WARRANTY**

Backed by a Lifetime Warranty, Sunex Impact Sockets are warranted against defects in materials and workmanship for the life of the product. This warranty does not apply to items that have been misused, abused, altered in any way, or worn out from use. Some Adapters, Reducers, and Extra Thin Wall Impact Sockets are sold with out of box warranty.

IMPACT SOCKETS

Since 1984, we've led the market with our solution-based designs and quality materials. All of our Impact Sockets (low-profile, standard, deep, hex drivers, universal joint, specialty, and extensions/adapters) are backed by an industry-leading warranty, so you can rest easy knowing your sockets are guaranteed to perform.

IMPACT SOCKETS

HIGHEST QUALITY. HIGHEST STANDARDS.

RADIUSED CORNERS

Focuses impact on fastener's flat surfaces, increasing torque and reducing wear and rounding to the fastener.

DURABLE CR-MO STEEL

Precision manufactured with chrome-molybdenum steel for high-impact applications.

HEAT TREATED / TEMPERED

Sockets are first heat treated to increase hardness and then tempered to maximize durability.



SPECIALTY SOCKETS

Every job has its own challenges. We offer a wide selection of specialty sockets to handle anything the job calls for.

METRIC

SAE

1/4"
DRIVE

3/8"
DRIVE

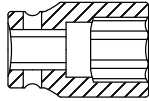
1/2"
DRIVE

3/4"
DRIVE

1"
DRIVE

NO-SKIP SIZE SPECTRUM

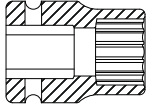
Sunex Impact Socket Sets include every size in the specification range: Largest to smallest, and everything in between.



Standard



Deep



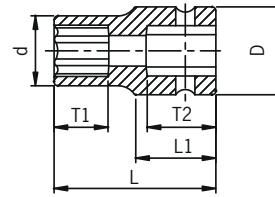
12 Point Thin Wall

3/4" DRIVE SAE INDIVIDUAL SOCKETS

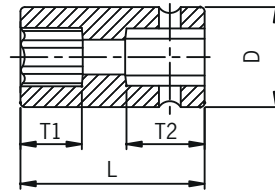
SIZE	STANDARD	DEEP	12 POINT THIN WALL
SAE	MODEL	MODEL	MODEL
1/2"	416	416D	
9/16"	418	418D	
5/8"	420	420D	420ZT
11/16"	422	422D	422ZT
3/4"	424	424D	424ZT
13/16"	426	426D	426ZT
7/8"	428	428D	428ZT
15/16"	430	430D	430ZT
1"	432	432D	432ZT
1-1/16"	434	434D	434ZT
1-1/8"	436	436D	436ZT
1-3/16"	438	438D	438ZT
1-1/4"	440	440D	440ZT
1-5/16"	442	442D	
1-3/8"	444	444D	444ZT
1-7/16"	446	446D	
1-1/2"	448	448D	448ZT
1-9/16"	450	450D	
1-5/8"	452	452D	452ZT
1-11/16"	454	454D	
1-3/4"	456	456D	456ZT
1-13/16"	458	458D	
1-7/8"	460	460D	460ZT
1-15/16"	462	462D	
2"	464	464D	
2-1/16"	466	466D	
2-1/8"	468	468D	
2-3/16"	470	470D	
2-1/4"	472	472D	
2-5/16"	474	474D	
2-3/8"	476	476D	
2-7/16"	478	478D	
2-1/2"	480	480D	
2-9/16"	482	482D	
2-5/8"	484	484D	
2-11/16"	486	486D	
2-3/4"	488	488D	
2-13/16"	490	490D	
2-7/8"	492	492D	
2-15/16"	494	494D	
3"	496	496D	

3/4" DR. STANDARD 6 POINT SAE

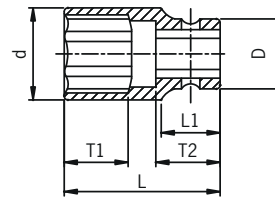
ITEM	SIZE	SHAPE	D	D	T1	T2	L1	L
416	1/2"	A	22	38	16	25	28	50
418	9/16"	A	26.5	38	16	25	28	50
420	5/8"	A	27.5	38	16	25	28	50
422	11/16"	A	29	38	16	25	28	50
424	3/4"	A	30	38	16	25	28	50
426	13/16"	A	32	38	18	25	28	52
428	7/8"	A	34	38	18	25	28	52
430	15/16"	A	36	38	18	25	28	52
432	1"	B	/	40	18	25	/	52
434	1-1/16"	B	/	40	18	25	/	52
436	1-1/8"	B	/	42	18	25	/	52
438	1-3/16"	B	/	44	18	25	/	52
440	1-1/4"	B	/	44	18	25	/	52
442	1-5/16"	C	47	44	22	25	23	56
444	1-3/8"	C	50	44	22	25	23	56
446	1-7/16"	C	51	44	22	25	23	56
448	1-1/2"	C	53	44	22	25	23	56
450	1-9/16"	C	56	44	26	31	25	62
452	1-5/8"	C	58	44	26	31	25	62
454	1-11/16"	C	63.5	44	26	31	25	62
456	1-3/4"	C	65	44	26	31	25	62
458	1-13/16"	C	67	44	32	31	25	68
460	1-7/8"	C	68	44	32	31	25	68
462	1-15/16"	C	70	44	34	31	25	70
464	2"	C	71	54	35	32	25	72
466	2-1/16"	C	74	54	35	32	25	72
468	2-1/8"	C	77	54	35	32	25	72
470	2-3/16"	C	77	54	35	34	25	74
472	2-1/4"	C	80	54	35	34	25	74
474	2-5/16"	C	82	54	35	35	27	75
476	2-3/8"	C	84	54	35	35	27	75
478	2-7/16"	C	85	54	35	35	27	75
480	2-1/2"	C	86	54	35	35	27	75
482	2-9/16"	C	89	62	36	28	30	78
484	2-5/8"	C	91	62	38	28	30	80
486	2-11/16"	C	93	62	38	28	30	80
488	2-3/4"	C	95	62	40	28	30	82
490	2-13/16"	C	98	62	40	28	30	82
492	2-7/8"	C	100	62	40	28	30	82
494	2-15/16"	C	102	62	42	28	30	85
496	3"	C	104	62	42	28	30	87



A



B



C