



**LIFETIME  
WARRANTY**

Backed by a Lifetime Warranty, Sunex Impact Sockets are warranted against defects in materials and workmanship for the life of the product. This warranty does not apply to items that have been misused, abused, altered in any way, or worn out from use. Some Adapters, Reducers, and Extra Thin Wall Impact Sockets are sold with out of box warranty.

# IMPACT SOCKETS

Since 1984, we've led the market with our solution-based designs and quality materials. All of our Impact Sockets (low-profile, standard, deep, hex drivers, universal joint, specialty, and extensions/adapters) are backed by an industry-leading warranty, so you can rest easy knowing your sockets are guaranteed to perform.

# IMPACT SOCKETS

## HIGHEST QUALITY. HIGHEST STANDARDS.

### RADIUSED CORNERS

Focuses impact on fastener's flat surfaces, increasing torque and reducing wear and rounding to the fastener.

### DURABLE CR-MO STEEL

Precision manufactured with chrome-molybdenum steel for high-impact applications.

### HEAT TREATED / TEMPERED

Sockets are first heat treated to increase hardness and then tempered to maximize durability.



### SPECIALTY SOCKETS

Every job has its own challenges. We offer a wide selection of specialty sockets to handle anything the job calls for.

### METRIC

### SAE

1/4"  
DRIVE

3/8"  
DRIVE

1/2"  
DRIVE

3/4"  
DRIVE

1"  
DRIVE

### NO-SKIP SIZE SPECTRUM

Sunex Impact Socket Sets include every size in the specification range: Largest to smallest, and everything in between.

1/2" DR.

1/2"  
DRIVE

## 3/8" & 1/2" DRIVE ADAPTER & UNIVERSAL JOINT IMPACT SET

3305

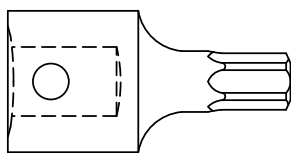
MODEL	SIZE	MODEL	SIZE
3301	3/8" Dr. Universal Joint	2301	1/2" (F) x 3/8" (M) Adapter
3300	3/8" (F) x 1/2" (M) Adapter	2302	1/2" (F) x 3/4" (M) Adapter
2300	1/2" Universal Joint		

1/2"  
DRIVE

## 1/4", 3/8", 1/2" DRIVE INTERNAL STAR IMPACT SOCKET SET

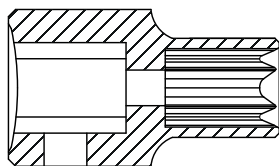
1820S SET OF 12

MODEL	SIZE	MODEL	SIZE
1820S1	T10 (1/4")	3670S5	T40 (3/8")
1820S2	T15 (1/4")	3670S6	T45 (3/8")
1820S3	T20 (1/4")	3670S7	T47 (3/8")
1820S4	T25 (1/4")	3670S8	T50 (3/8")
1820S5	T27 (1/4")	3670S9	T55 (3/8")
1820S6	T30 (1/4")	2690S7	T60 (1/2")



## 1/2" DRIVE INDIVIDUAL INTERNAL STAR SOCKETS

MODEL	SIZE	MODEL	SIZE
2690S1	T30	2690S5	T50
2690S2	T40	2690S6	T55
2690S3	T45	2690S7	T60
2690S4	T47	2690S8	T70

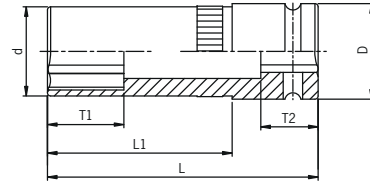


## 1/2" DRIVE INDIVIDUAL EXTERNAL STAR SOCKETS

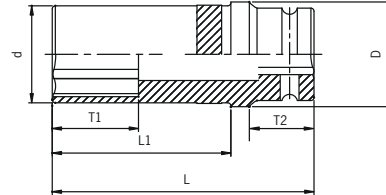
MODEL	SIZE	MODEL	SIZE
2690SE1	E10	2690SE6	E18
2690SE2	E11	2690SE7	E20
2690SE3	E12	2690SE8	E22
2690SE4	E14	2690SE9	E24
2690SE5	E16		

## 1/2" DR. WHEEL PROTECTOR EXTRA THIN-WALL SAE & METRIC

ITEM	SIZE	SHAPE	D	D	T1	T2	L1	L
28492	3/4"	A	26	30	24	18	58	85
28494	13/16"	A	28	30	24	18	58	85
28496	7/8"	B	29.5	32	26	18	58	85
28498	15/16"	B	31.5	34	28	18	58	85
284910	1"	B	33.5	36	28	18	58	85
284912	1-1/16"	B	35.5	38	30	18	58	85
ITEM	SIZE	SHAPE	D	D	T1	T2	L1	L
284917	17mm	A	23.8	30	24	18	58	85
284919	19mm	A	26	30	24	18	58	85
284921	21mm	A	28	30	24	18	58	85



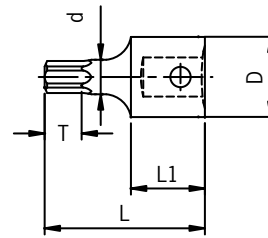
A



B

## 1/2" DR. INTERNAL STAR

ITEM	SIZE	D	D	T	L1	L
2690S1	T30	6	25	8	22.5	78
2690S2	T40	7.5	25	8.5	22.5	78
2690S3	T45	7.9	25	9.5	22.5	78
2690S4	T47	8.3	25	10	22.5	78
2690S5	T50	8.9	25	10.5	22.5	78
2690S6	T55	11.5	25	11.5	22.5	78
2690S7	T60	14	25	13	22.5	78
2690S8	T70	16	25	14	22.5	78



## 1/2" DR. EXTERNAL STAR

ITEM	SIZE	D	D	T1	T2	L
2690SE1	E10	17	22	16.5	11	38
2690SE2	E11	17	22	16.5	11	38
2690SE3	E12	17	22	16.5	11	38
2690SE4	E14	17	22	16.5	13	38
2690SE5	E16	17	22	16.5	13	38
2690SE6	E18	17	22	16.5	13	38
2690SE7	E20	17	22	16.5	15	38
2690SE8	E22	17	22	16.5	15	38
2690SE9	E24	18	22	16.5	16.2	38

