



STANLEY® SURFORM® SHAVER


- One-piece, high-impact ABS body.
- Simple, click-on blade replacement.
- Works on pull stroke.
- Works with this standard STANLEY® Surform® blade (21-515).
- STANLEY® Surform® blade included (21-515): 1.



Product #	Type	Cut	Blade Width (in)	Width (in)	Overall Length (in)
21-115	Shaver	Regular	1-5/8	1-1/2	7-1/4

STANLEY® SURFORM® REPLACEMENT BLADES


- Heat-treated, round blade for enlarging holes and smoothing out curved surfaces.



Product #	# of Blades	Type	Cut	Blade Width (in)	For Use On	Overall Length (in)
21-291	1	Round	Standard	5/8	21-297	10
21-293	1	Flat	Standard	1-5/8	21-295, 21-296	10
21-299	1	Half Round	Standard/Coarse	1-1/2	21-295, 21-296	10
21-398	1	Pocket Flat	Fine	1-5/8	21-399	5-7/16
21-515	1	Shaver	Standard	1-5/8	21-115	2-5/16

STANLEY® SURFORM® HALF ROUND BLADES


- For use on metal and hard surfaces.



Product #	# of Blades	Type	Cut	Blade Width (in)	For Use On	Overall Length (in)
21-161A	10	1/2 Round	Coarse	1-1/2	21-295, 21-296	10
21-299A	10	1/2 Round	Standard	1-1/2	21-295, 21-296	10

STANLEY® SURFORM® FLAT BLADE

- All-purpose blade for use on wood, vinyl, plaster, thermalite, fiberglass and linoleum
- Designed for working into edges, with teeth flush to the blade edge.



Product #	# of Blades	Type	Cut	Blade Width (in)	For Use On	Overall Length (in)
21-293A	10	Flat	Standard	1-5/8	21-295, 21-296	10